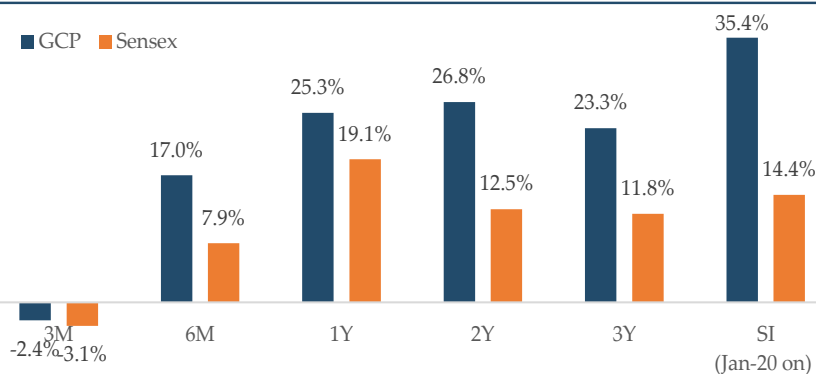


**Performance**

■ GCP ■ Sensex



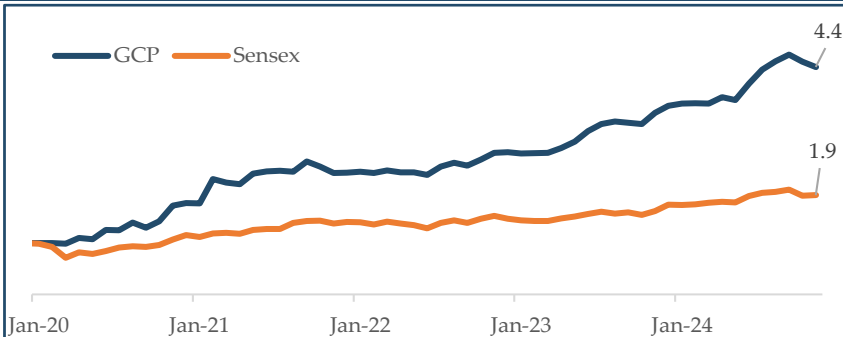
Notes: Performance details are before taxes, fees and expenses to make it comparable to Sensex. AIF license received in Q3 C21. Assets have been transferred into AIF as of 01/11/2021. Returns from Nov-21 on are for assets in the AIF

**Portfolio Characteristics (as on Sep-24)**

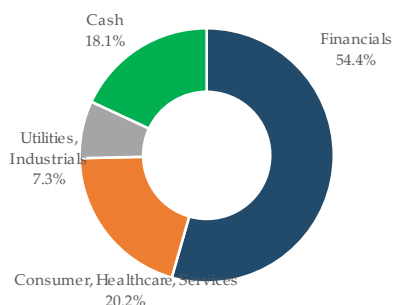
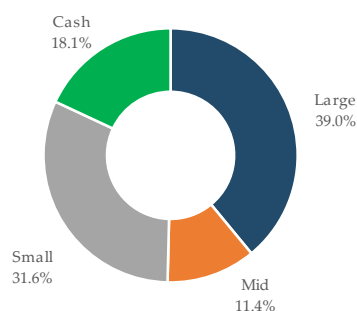
	Portfolio	Sensex
P/E (forward)	18.5x	22.5x
12m EPS growth	15.8%	15.2%
PEG Ratio	1.2x	1.5x
P/B (forward)	2.9x	3.8x
RoE (forward)	16.3%	16.1%
Sharpe Ratio (3Y)	146%	46%
Beta (3Y)	0.5x	1.0x

**Value of 1 crore Invested at Inception (since Jan-20)**

— GCP — Sensex


**Top 10 Positions (of 22 total)**

HDFC Bank	Quess Corp
Star Health	Shriram Finance
PNB Housing	Federal Bank
ICICI Pru Life	Axis Bank
HDFC Life	SBI Life

**Portfolio: Sectoral Mix**

**Portfolio: Size Mix**

**Superior Risk Adjusted Returns**
**High Up Capture Ratio of 150+%**

- Our performance during up phases of the market has been strong, driven by stock selection
- Mar-20 to Oct-21: 151% Up Capture Ratio
  - Sensex up 101%
  - Our Portfolio up 153%
- Jun-22 to Sep-24: 171% Up Capture Ratio
  - Sensex up 59%
  - Our Portfolio up 101%


**Low Down Capture Ratio of ~60%**

- Defensive positioning through portfolio construction and cash on books helped our Portfolio fall less than the market during down phases of the market
- Oct-21 to Jun-22: 63% Down Capture Ratio
  - Sensex down 11%
  - Our Portfolio down 7%
- Election day (4<sup>th</sup> June 2024): 63% Down Capture Ratio
  - Sensex down 6%
  - Our Portfolio down 4%


**High Risk Adjusted Returns**

- Our rolling 3yr Sharpe Ratio has consistently been 120-150%
- Best in class risk adjusted returns relative to peers. About 40 other PMS' and AIFs have at least 60% large cap composition. Our performance relative to them (as of last qtr):
  - Highest Treynor Ratio: 28.8
  - Highest Sharpe Ratio: 146%
- Given fully priced markets it is now even more important to balance risk and reward in portfolio construction

## About Us

- Public equity, long only, open ended fund, structured as a Category III AIF
- Fundamental bottom-up research based stock picking
- Manav Saraf and Kabir Kewalramani are the Founders & CIOs
  - Started their careers together 25 years ago at Indocan Chase Capital, the Indian private equity arm of JPMorgan
  - Have been senior professional investors for leading global private equity firms including Lone Star Funds, Citadel and Berggruen
- Founders and their families have invested over INR 80 crores into the Fund -> strong alignment of interest
- Started in Jan-20. Since Nov-21 structured as an AIF. Data includes assets managed prior to getting AIF approval

## Key Terms

*Taxation:* Paid by the Fund as Cat III

*NAV Reporting:* monthly

*Redemption:* 31st Jan, 31st Apr, 31st Jul, 31st Oct. 1 month notice

*Exit Load:* 2% in year 1, 1% in year 2


## Investment Objective & Strategy

### Investment Objective:

To generate 20% returns annually over any 3-5 year rolling period, while limiting the risk we take

### Investment Strategy:

To buy "good" companies if they are cheap, and ONLY if they are cheap. If they are not cheap, we stay on the side-lines in cash for periods



### Large Companies

Top 250 companies by market cap  
Large & Mid Caps

### Small Companies

Next ~1,250 companies  
Focus on > \$250m market cap  
Larger Small Caps

## Contacts

### Address:

17th Floor, Innov8  
Parinee Cresenzo  
BKC, Mumbai, 400051

### Manav Saraf

Founder & CIO  
ms@guardiancappartners.com  
+91 80171 20200  
+852 6293 7319

### Kabir Kewalramani

Founder & CIO  
kk@guardiancappartners.com  
+91 99670 51000

### Shweta Goswami

SVP Sales & Business Development  
sg@guardiancappartners.com  
+91 97397 11777

## Investment Style

Invest in companies that are identified as undervalued. This encompasses many styles which we have used so far:

- GARP: Growth at Reasonable Price: limited opportunities
- Cyclical: Buying a cyclical sector (e.g. commodities) at its lows
- Contrarian: We can take a contrarian view on a company / sector
- Cheapness relative to its own history
- Cheapness relative to sector

## Portfolio Construction (illustrative)

- Only invest in Indian public equity, or hold cash
- Number of stocks in portfolio: 15 - 30
- Single stock limits: 10% (SEBI restriction), additionally never higher than 5% in a small cap (our internal risk framework)
- Sector limits: no limits, we can take a strong bias towards a sector
- Market cap limits: no limits, however using our internal risk framework we typically have ~30% invested in small caps. Average small cap ownership so far is 23% of the portfolio. Average market cap of small caps ~\$1 bn